



Claiming CE credit for the Ohio Ambulatory Care Summit 2018

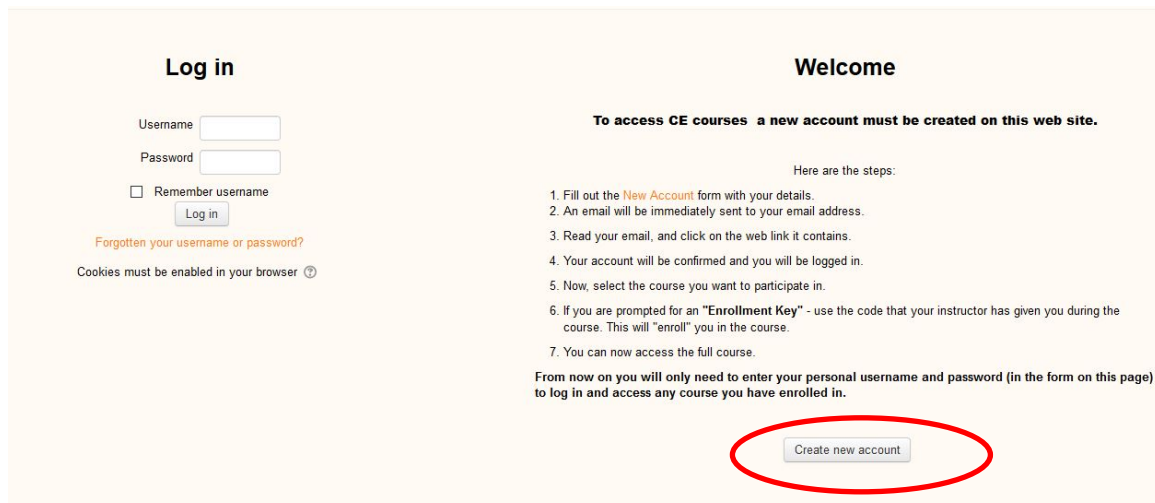
- The Internet Explorer browser may have technical issues with the CPE Evaluation site. We suggest using Mozilla Firefox or Google Chrome as the browser for the CPE Evaluations.
- Pharmacists and Technicians: Go to raabecollegeofpharmacy.org
 - If you had an account last year, you will need to create a new one for this year



lege of Pharmacy

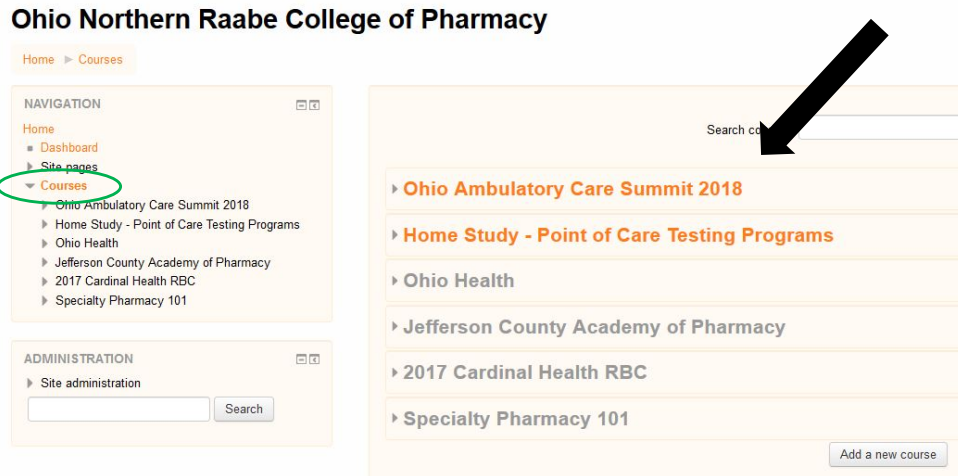


- Click “Log in” in the upper right hand corner of the screen
- Click “Create new account” for first time users or Log in if returning

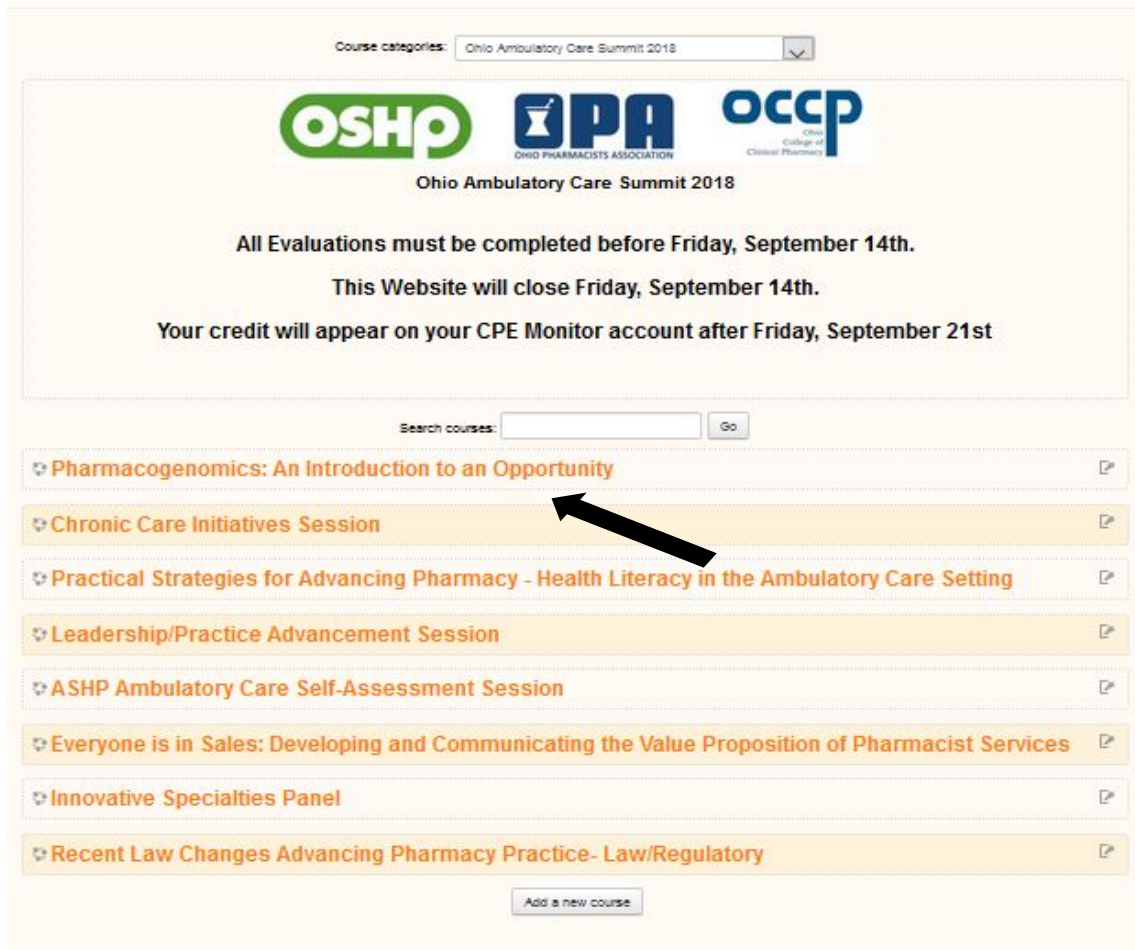


- Fill out all the information including the Additional Pharmacist Information. Your CPE Monitor e-profile number should be a six digit number.
 - For the month and day of birth please enter it as MMDD. No spaces or dashes.
- You should receive an email with further directions to complete your registration.
 - You may need to check your Spam and Trash folders

- **If you do not get an email**, please contact Chandra Dunbar at c-dunbar@onu.edu or Dustan Briley at d-briley@onu.edu and they will confirm it for you.
- Once you have confirmed your account, log back into raabecollegeofpharmacy.org
- It may take you to your dashboard which shows the courses you have enrolled in. If so, click the COURSES on the Left hand side, under Home. You can then Choose your Conferences Name



- **Click on the Title of the course you wish to attain credit for**



- Enter in the Enrollment key announced during the respective program, then click “Enroll me”
- On the next page Click on the appropriate evaluation

Enrollment options

Pharmacogenomics: An Introduction to an Opportunity

Self enrollment (Student)

Enrollment key

Enroll me

PLEASE NOTE: Credit will be uploaded as pharmacist credit or technician credit based on the evaluation you complete. Please make sure to complete the appropriate evaluation

- YOU MUST COMPLETE THE EVALUATION TO GET CE CREDIT**

Pharmacogenomics: An Introduction to an Opportunity

- Sue Paul RPh- SyneRxgy Consulting

UAN: 0048-0000-18-239-L04-P 0.1 CEU

This knowledge-based activity is targeted for all pharmacists and is acceptable for 1 hours (0.1 CEU) of continuing education credit. (UAN: 0048-0000-18-239-L04-P) This course requires attendance at the entire program and completion of the program evaluation.

PHARMACIST LEARNING OBJECTIVES

- Define general terms related to pharmacogenomics
- Discuss ways that pharmacogenomics (PGx) and pharmacokinetics (PK) can improve prescribing and outcomes
- Describe at least two resources that pharmacists might use to answer questions specific to PGx or PK
- Interpret PGx and/or PK-focused drug information resources to assist with drug selection
- Describe challenges and opportunities with PGx testing
- Apply basic PGx information to example case studies

Directions:

Complete the Evaluation below to receive credit.

Pharmacist Evaluation

- Click “Attempt Quiz Now”
 - This is an evaluation of the course and not a quiz on the course.
- Once the survey has been filled out, click “Next” in the bottom left
- If you are satisfied with your answers, scroll down and click, “Submit all and finish”
- In the Upper left hand side in the Quiz Navigation box, click “Finish Review”

EVALUATION NAVIGATION

1	2	3	4	5	6	7	8	9
10	11	12	13	14	15	16	17	18
19	20	21	22					

Finish attempt ...

Start a new preview

NAVIGATION

Home

You can preview this quiz, but if this were a real attempt, you would be blocked because:

This quiz is not currently available

Question 1
Not yet answered
Points out of 1.00

The program objectives were clear.

Select one:

Strongly Disagree

Disagree

Neutral

Agree

Strongly Agree

Flag question

Edit question

On the next page click “Submit all and finish”

Confirmation

Once you submit, you will no longer be able to change your answers for this attempt.

Submit all and finish

Cancel

Started on	Friday, August 24, 2018, 10:41 AM
State	Finished
Completed on	Friday, August 24, 2018, 10:44 AM
Time taken	3 mins 27 secs
Feedback	

Thank you for your submission. Your credit will be uploaded to CPE Monitor after the site closes on September 14th.

- **The evaluation site will close on September 14th, 2018. Please have all of your evaluation surveys completed by then in order to attain credit. No credit will be issued subsequent to the closure date of September 14th, 2018. THIS IS A MANDATE FROM ACPE AND WE CANNOT ACCEPT CREDIT SUBSEQUENT TO THE CLOSURE DATE.**
- **Once the site is closed all credit will be uploaded to CPE Monitor. Please allow until September 21st, 2018 for this to occur.**
- **Statements of credit are available through the CPE Monitor website once the credit has been uploaded. Again, please allow until September 21st, 2018 for credit to be uploaded and hence your certificates to be available for printing.**

- To get your Statement of Credit, go to: <http://www.nabp.net/programs/cpe-monitor/cpe-monitor-service/> and click Log in to Your e-Profile to Access CPE Monitor



PROGRAMS

▼ CPE MONITOR

CPE Monitor Service

CPE Monitor Log In

Pharmacists

Technicians

FAQs

▶ PMP

INTERCONNECT

▶ .PHARMACY

▶ EXAMINATION

▶ ACCREDITATION

▶ LICENSURE

▶ ASSESSMENT

▶ CONSUMER PROTECTION

▶ MEMBER SERVICES

CPE Monitor Service



CPE and License Renewal

According to the 2013 *Survey of Pharmacy Law*, 53 boards of pharmacy require pharmacists to participate in continuing pharmacy education (CPE) activities as a prerequisite for license renewal.

Set up Your NABP e-Profile!

CPE Monitor, through the collaborative efforts of NABP, the Accreditation Council for Pharmacy Education (ACPE), and ACPE providers, allows you to electronically keep track of CPE credits from ACPE-accredited providers. To view and track these credits, you must first set up an NABP e-Profile, obtain your NABP e-Profile ID, and register for CPE Monitor. You may do so by clicking on the "Log in to Your e-Profile to Access CPE Monitor" link below. ACPE-accredited providers will ask for your e-Profile ID and your date of birth in order to properly record your CPE credits through the system.

[Log in to Your e-Profile to Access CPE Monitor](#)



When you click on the link above you will be brought to a secure Web page. A secure or encrypted Web site address begins with HTTPS rather than HTTP, and often includes an icon in the browser such as a padlock.